



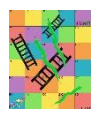











These grids may contain challenges under the following headings:

**\*Literacy \*Numeracy \*IDL/Theme \*Modern Languages \*Art/Music/PE/Drama  
\*Science/Technologies \*Something Fun! \*Problem To Solve \*Health and Wellbeing**

Literacy	Science	Something Fun
<p>We have been learning about rhyming. Can you collect 6 objects from your home, for example things like a hat, jar, toy, book. Record your objects by drawing them on paper. Now try to think of (or make up) as many words that rhyme with your objects as you can. Ask an adult to write your words next to its picture, then count them up. How many rhyming words could you think of? Now collect different objects for your adult's turn.</p>	<p>Our weather is changing daily. Can you record it by creating a picture of the weather every day? Maybe you could try using different materials such as paints, crayons, pens, pencils or collage. Compare your pictures after a week to see if/how much the weather has changed.</p> 	<p>Let's investigate colour mixing. Squeeze different colours of paint into a zippy bag and seal it up. Now use your finger to slowly mix 2, then 3, then all of the colours together. How many different colours did you make? What did you learn about colours?</p> 
Technology	Health & Wellbeing	Numeracy
<p>Practise your scissors skills by snipping up unique snowflakes. Cut a large circle out of paper, a magazine or wrapping paper. Carefully fold your circle in half, repeat this until you have a 2cm width wedge. Now snip off the tip and cut slits and tiny shapes out of the edges. Unfold to reveal your unique snowflake. These can be stuck on windows or hung from the ceiling to boost that wintery feeling.</p>  	<p>We are working hard on our turn taking skills by sharing and playing lots of games. Print and play the Snakes &amp; Ladders document. You will need a dice (which you can make from playdough or lego) and a counter for each player. If you are unable to print, you could draw your own game. Have fun!</p> 	<p>How far up and down can you count? Learn a number per day with our Sesame Street friends.</p> <p><a href="#">click here</a></p> 
Art	Music	IDL/Theme
<p>Can you follow the patterns on the next page and carry them on?</p>  <p>Maybe you could follow the instructions to create peg brushes to paint your own patterns.</p> 	<p>Can you keep the beat? Join Luigi Baton, Mike the Microphone and Cadence the Drummer and learn about the heart of music.</p> <p><u><a href="#">The Music Show</a></u></p> 	<p>This month some of us will be preparing for the Christmas festivities the winter season brings. Download our booklet for a range of festive activities which will keep everyone busy.</p>  

You can upload photos of you completing some of these activities to your Learning Journal. We would love to see what you have been doing!

## Peg Pattern Painting



Can you spot the patterns and guess what comes next?

Let's create different kinds of patterns. You could do this by drawing or finger painting



Make your own textured paint brushes out of clothes pegs and scraps of material, sponges, or natural materials from the garden.



Here's some more ideas of things to use.

