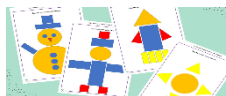
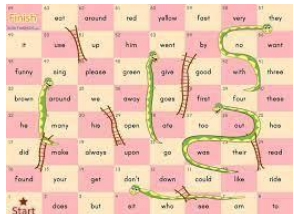


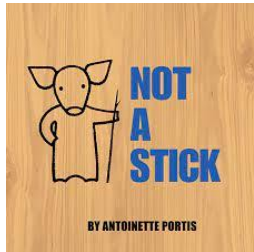


Broughton Primary School Learning Grid Class: P2

	Maths Activity	Literacy	Other curricular areas																			
	<p style="text-align: center;">Shape</p> <p>T U E S D A Y</p> <p>We are learning to identify and name 2D shapes and 3D objects (cone, sphere, cube, cuboid, pyramid, cylinder).</p> <p>Activity: Go for a shape hunt in your house, what 2D shapes and 3D objects can you find? Can you name them?</p> <p>Create a shape picture using only circles, triangles, squares, and rectangles. Can you include a pentagon and hexagon?</p> <p>Watch this for ideas: https://www.youtube.com/watch?v=R8xNyVY8jt4</p> 	<p style="text-align: center;">Heart Words</p> <p>We are learning to read and write our heart words.</p> <p>Activity: Play the heart word board game with an adult or older sibling. When you land on a heart word, read it, cover it, and write it. If you get it correct, move on!</p> 	<p style="text-align: center;">Music</p> <p>We are learning to keep a beat. Make a drum (https://www.redtedart.com/tin-can-drums/#:~:text=Tin%20Can%20Drums%20Steps%3A&text=We%20used%20rice%20in%20one,Ta%20da!!!) or use a stick and pot, play along to the beat of some favourite songs. Post a video of you playing on Teams!</p>	<p style="text-align: center;">Art</p> <p>We have been exploring line and texture. Think of a way to give your hedgehog spikes. You could draw, collage, or use Autumn materials like leaves. It would probably like a name too.</p> 																		
	<p style="text-align: center;">Numeracy</p> <p>W E D N E S D A Y</p> <p>We are learning to count items in collections with one or both collections covered.</p> <p>Activity: Put up to 20 items in the first collection and up to 6 in the second collection. Cover the first and hold that number in your head. Now add on the items in the second collection. Ask your child “How do you know?” Now try it covering the second collection only. Now try it covering both.</p>	<p style="text-align: center;">Phonics</p> <p>Practice building words using the sounds: ee, ea, igh, y, ai, ay, oa, ow</p> <table border="1"><tr><td>sheep</td><td>light</td><td>say</td></tr><tr><td>queen</td><td>fight</td><td>day</td></tr><tr><td>bee</td><td>shy</td><td>coat</td></tr><tr><td>meal</td><td>rain</td><td>boat</td></tr><tr><td>teach</td><td>train</td><td>low</td></tr><tr><td>eat</td><td>aim</td><td>rainbow</td></tr></table>	sheep	light	say	queen	fight	day	bee	shy	coat	meal	rain	boat	teach	train	low	eat	aim	rainbow	<p style="text-align: center;">Writing</p> <p>What can you see in the Autumn woods? Use the writing template to write your sentences. Remember to use your sounds to sound out words. Don’t worry about spelling! Can you remember a capital letter, finger spaces and full stops?</p> <p>You could start your sentences with “I can see...” or “It is...” or “The...”</p>	<p style="text-align: center;">Health & Wellbeing</p> <p>Get active with Joe Wicks: https://www.youtube.com/watch?v=W-BuvorksC8&list=PLyCLOPd4VxBtgallvUw_dzeyYskGNn0mE</p> 
sheep	light	say																				
queen	fight	day																				
bee	shy	coat																				
meal	rain	boat																				
teach	train	low																				
eat	aim	rainbow																				

	<p>Practise counting collections with this game: https://www.topmarks.co.uk/learning-to-count/ladybird-spots</p>			
<p>T H U R S D A Y</p>	<p>Numeracy</p> <p>We are learning to count forwards and backwards.</p> <p>Activity: Practise counting forwards and backwards in 1s and 2s. Can you start and stop at different numbers? Can you find the number before/after?</p> <p>You can practise your counting with this game: https://www.topmarks.co.uk/learning-to-count/helicopter-rescue</p> <p>You can listen to the counting in 2s song here: https://www.youtube.com/watch?v=GvTcpfSnOMQ</p>	<p>Reading</p> <p>We have sent reading books home. Read the book together and discuss the pictures. Ask your child to find the heart words (they are on the snakes and ladders game).</p> <p>Can you design a new front cover for your book?</p> <p>If you are looking for something else to read, try these free ORT e-books: https://www.oxfordowl.co.uk/for-home/find-a-book/library-page/</p>	<p>Eco Job</p> <p>We have been learning about how in big and small ways, to make a difference to others, our community, and our world. We have started our eco job in school which is litter picking. Can you make a poster about litter?</p> <p>Listen to the book 'The Adventures of Scout': https://www.youtube.com/watch?v=qyNPLNPao78</p>	<p>Topic</p> <p>We have read the book 'This is Not a Stick'. Use your imagination to come up with your own ideas for your Not-a-Stick.</p> 
	<p>Extension activities</p> <p>Practise your numeracy skills with any of these games: https://ictgames.com/mobilePage/index.html</p> <p>Explore shapes: https://www.topmarks.co.uk/maths-games/5-7-years/shapes</p> <p>Properties of Shapes KS1 (maths.org)</p>	<p>Extension activities</p> <p>Practise your sounds and words with any of these games: https://ictgames.com/mobilePage/literacy.html</p> <p>Practise blending sounds to write words: https://www.doorwayonline.org.uk/activities/firstphonics/</p>		

